



2011 / 2012 SUPER SERIES

NOMINATION CRITERIA

TABLE OF CONTENTS

	Introduction	3
1	Staging Area	4
2	Starting Hill	4
3	Track	4-5
4	Lighting	5
5	Finishing Line	5
6	Spectator Area	6
7	Toilets	6
8	Canteen	7
9	Car Parking	7
10	Trophy / Award Presentations	7
11	Host Club Responsibilities / Information	8-9
	Attachment (v) Application to Host a Super Series Twilight Event Part 1	10-11
	Attachment (vi) Tranponder Loop Installation Guide	12 - 16

This criteria is designed to provide the best facility available to host a BMX Super Series in Western Australia.

This criteria contains information about Host Club responsibilities and sets down a minimum standard for the presentation of the BMX Sports Western Australian Super Series events. However, Host Clubs are encouraged to enhance the presentation of the event where possible.

The ongoing success of the Series relies on the continued support of spectators, participants, officials, sponsors, volunteers and other stakeholders. As such, it is important to consider the needs and involvement each of these groups will have and for the Host Club, in conjunction with BMX Sports Western Australia, to meet those needs accordingly.

Please Note:

If any requirements are unclear you must clarify them with BMX Sports Western Australia prior to acceptance of an event.

A club accepting to host a BMX Sports Western Australia Super Series event agrees to meet the requirements as stated in this document. A club that forfeits a scheduled event may be subject to future penalties.

The following BMX Sports Western Australia Super Series Nomination Criteria may be subject to change.

Clubs will be notified of any changes to this document.

1. STAGING AREA

- (a) Riders assembling area minimum 10 heats of riders.
- (b) Minimum of 5 lanes to hold 8 riders (under cover if possible).
- (c) Final holding area prior to start gate to hold at least 5 heats of riders and must be covered.
- (d) Area to be contained from the public, kept dust free and must be covered.
- (e) Microphone to be available for stagers to marshal riders into their correct race and gate positions.

2. STARTING GATE

- (a) 8 lanes, each 1 metre wide
- (b) The starting hill must be a minimum of 10 metres wide and at least 2 metres above the grade of the first straight.
- (c) The pre-start ramp and start ramp must be clearly marked into 8 lanes and numbered from 1 to 8 on the front and rear of start ramp and / or gate.
- (d) The start gate minimum height will be 500mm and must have non-slip traction at each starting position.
- (e) Provision must be made to be able to use the BMXWA Pro-Gate ram and electrics.
- (f) Starting gate must have a marquee or a framework covered with suitable material to give all weather protection to 5 gates of riders.

3. TRACK

- (a) Minimum length of 300 metres.
- (b) Maximum length of 400 metres.
- (c) Minimum length first straight is 40 metres from raised gate to start of first turn.
- (d) First straight shall be a minimum of ten (10) metres in width after the start ramp 10 metre line narrowing to eight (8) metres up to the entry of the first berm. At the exit of the first berm 5.2 metres at any point thereafter.
- (e) First obstacle to be no closer than 20 metres from raised gate to face of first obstacle.
- (f) First turn shall be 8 metres at the entry narrowing to 6 metres on the exit and may turn in either direction. It shall be banked to a degree which allows safe entry and exit for riders of all ages and race speed.

3. TRACK (cont)

- (g) The track surface must have a solid base and an acceptable riding surface.
- (h) The perimeter of the track racing surface to be clearly marked. (ie) with a white line especially leading up to obstacles. Boundary markers shall be flush with the surface.
- (i) The use of car tyres should be kept to a minimum and used as track stabilisation only.
- (j) The track must be clear for at least 2 metres on either side. Any obstacles, (ie) trees, posts etc must have protective padding installed.
- (k) Water must be available at enough points to ensure adequate spray coverage to eliminate dust and to ensure the track surface is stable.
- (l) A track inspection will be conducted 8 weeks prior to the event. The outcome of this initial inspection will determine any further requirements.

NOTE:

1. The track shall be measured along its centre line for length.
2. Corners shall be measured from the inner track marking, at 90 degrees, along a straight line of the surface to the outside track marking.

4. LIGHTING

- (a) Clubs wishing to host a twilight event must complete a request form (which forms part of this criteria) and submit to BMX Sports Western Australia minimum of 12 weeks prior to their event.
- (b) Lighting must be a MINIMUM average of 100 lux.
- (c) Light metre readings to be taken from the gate to the finish line along the centre of the track at 10m intervals with the acceptable level of no less than 100 lux minimum average readings.
- (d) Readings to be done by a BMXWA official or approved delegate.

5. FINISHING LINE

- (a) Last obstacle shall be no closer than 1.5 metres from the down side of last obstacle to finish line.
- (b) To be clearly marked by a straight black line on the track 50mm in width, this will be bordered either side by a 50mm white line.

5. FINISHING LINE (cont)

- (c) Finishing order bails to be set up at least 20 metres from the finish line and clearly numbered 1 to 8 and ordered from left to right from the finish line.
- (d) Provide shade, table and 2 x chairs for bails recorders.
- (e) A room or space must be available for scorers and have power for computers.
- (f) One area approximately 3m x 3m to be fenced off alongside the bails for the protest pens away from riders and the general public.
- (g) Total finish line and administration area to be contained from the public.
- (h) Finish line gantry to be a minimum of 4.5m high.
- (i) Power to be available at the finish line.
- (j) Provision must be made for a transponder loops. Details of this form part of this criteria.

6. SPECTATOR AREA

- (a) Total area must be large enough to hold a minimum of 1000 people.
- (b) Track to be cordoned off from the public 1m from track racing boundary line.
- (c) No tents, sun covers or scaffold seating will be allowed within 4 metres of the track boundary line.
- (d) Sufficient rubbish bins must be available around the track.

7. TOILETS

- (a) Toilet facilities must be able to cater for 1000 people. Your local Shire or City Council will have specific health criteria for the number of cubicles required. Host club must ensure these requirements are met.
- (b) All toilets must be maintained in a clean and hygienic manner at all times.
- (c) If extra toilets facilities are required, if possible use trailer mounted transportable toilets instead of singular toilet cubicles.

8. CANTEEN

- (a) Catering facilities must be capable of providing a range of quality food and refreshments for up to 1000 people at a reasonable cost.
- (b) All facilities MUST meet local Shire or City Council health requirements. Host club must ensure these requirements are met.
- (c) Good quality drinking water must be available for the duration of the event FREE of charge to riders and spectators.

9. CAR PARKING

- (a) An area large enough for parking of up to 300 cars at close proximity to the track.
- (b) Special clear access must be available at all times for First Aid and canteen vehicles

10. TROPHY /AWARD PRESENTATIONS

- (a) A public address system must be available. BMX Sports Western Australia can supply if
- (b) Pro Open, Vet Pro Cruiser and Voucher Classes will be presented approximately 15 minutes after the conclusion of racing.

11. HOST CLUB RESPONSIBILITIES / INFORMATION

- (a) TRACK AVAILABILITY – (i) Practice times as per nomination form
- (ii) Corner Marshalls, First Aid and Gate Starter to be provided by
The host club for practice sessions.
- (iii) NOTE: Track will be inspected 8 weeks prior to the event.
- (b) FIRST AID – It is the responsibility of the Host Club to supply 4 Senior First Aid officers.
- NOTE: Finish times are approximate only.
- TIMES: Twilight – 1.30pm – 9.00pm Daytime 7.45am – 4.00pm
- Ice for First Aid must be available. Club to liaise with provider.
- Club to liaise with provider regarding food and drink arrangements for officers.
- (c) CANTEEN – Supply a suitable menu. Canteen should offer a range of hot and cold foods and should include predominantly healthy choices. Sufficient quantities of drinks must be available. See recommendations below.
- (d) OFFICIALS - Club to arrange delivery of cold water to officials approximately half way through each moto. If hot weather, possible twice per moto, use discretion.
- (e) TRACK – Track maintenance must be done by volunteers of host club to ensure the track surface is in a safe condition for racing at all times.
- (f) LOGOS – Logos for inclusion on the event nomination form and online form will need to be submitted to BMX Sports Western Australia for approval 8 weeks prior to the event.
- (g) STARTERS – Club must provide suitably qualified gate starters.
- (h) PRO SHOPS – Pro Shops are the responsibility of the host club and will be allocated an area of 4m x 4m in close proximity to the track.
- (i) INVOICE - Host club to send tax invoice for \$1000.00 to association within 7 days of event.
- (j) ALCOHOL, SMOKING AND ILLEGAL DRUGS – The consumption of illegal drugs, performance enhancing or social by riders / parents / spectators at any BMX event is prohibited. The consumption of alcohol during any BMX event is prohibited and all BMX events are Smoke Free events.
- (k) HEALTHY POLICY GUIDELINES – these excerpts have been taken from Heathway’s Health Policy Guidelines to assist clubs promoting healthy events.

Full and further details are available at www.healthway.wa.gov.au

SUN PROTECTION POLICY – Sunscreen (SPF 30+, broad spectrum water resistant) will be made available to participants and spectators. However, when this is not possible these parties will be encouraged to bring their own.

FOOD AND CATERING POLICY – Where food is available, healthy alternatives will be offered and promoted. This includes the provision of foods low in fat, sugar and salt and foods that are high in fibre with a substantial fruit and vegetable content.

- Where drinks are available, healthier alternatives will be readily offered. This includes drinks with low / no sugar content.
- Water will always be provided free of charge. (tap or dispenser)

This application must be submitted minimum of 12 weeks prior to requested date

CLUB APPLYING _____

PERSON APPLYING _____

PHONE NUMBER _____

EMAIL ADDRESS _____

Allocated Super Series event date: _____

Date for Proposed Twilight Event: _____

As per Super Series criteria the lighting requirement to host a Super Series is as follows:

“Light metre readings to be taken from the gate to the finish line along the centre of the track at 10m intervals with the acceptable level of no less than 100 lux minimum average readings.”

By applying for a twilight event the host club agrees that the above requirements are met.

An inspection of the host club lighting will be required by a BMX Sports WA Official or approved delegate prior to approval being granted. If the above requirements are not in place at inspection time then approval will be denied. There will be no re-inspection opportunity.

SIGNED _____ (applicant)

SIGNED _____ (president)

TO BE SIGNED BY PERSON RESPONSIBLE FOR THIS APPLICATION ON BEHALF OF THE ABOVE CLUB AND THE CLUB PRESIDENT (if different)

OFFICE USE ONLY

Date Application Received: _____

Club Lighting Facility Approved Yes No

Application Date Approved _____

APPROVED BY: _____ (signature)

_____ (name)

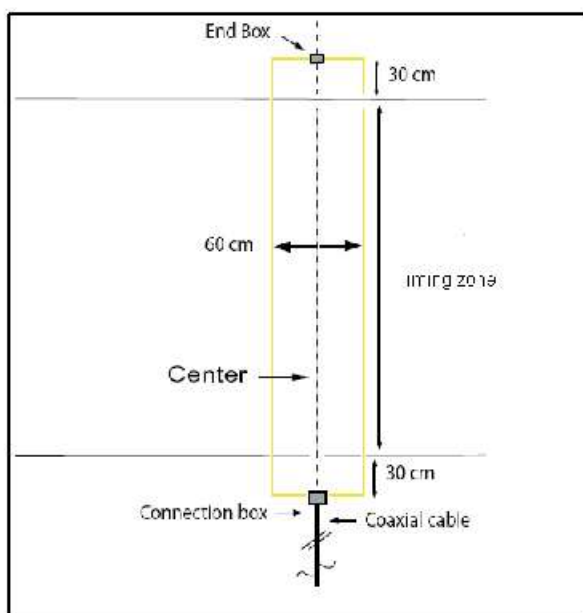
_____ (position)

Transponder Loop Installation Guidelines(1)

1. Start loop is typically 10 – 15 meters from the gate but can be closer or further depending on the track layout.
2. Critical requirement is to have a bike exclusion zone minimum 2-3 meters from both Hill and Finish loops to avoid stray passing records being generated.
3. Both loops will have a decoder located in near vicinity that connects to the coax cable shown in the diagram. From memory the coax is 5m but again to avoid any stray passings, best to keep this loop to decoder cable away from areas where bikes will be (i.e. on adjacent parts of the track and spectator areas).
4. Each decoder requires either 240v or 12v power.
5. Each decoder requires a Cat5 network cable run back to a router in either the scoring / video or control / printing areas.
6. The hill decoder requires a cable run from the start gate controller.
7. Loops conduits across the track are 600mm apart.



RECOMMENDATIONS FOR THE INSTALLATION OF A DETECTION LOOP



Loop installation

Optimal results are obtained when:

- The detection loop wires are parallel to the finish line and the distance between the loop wires is 60 cm
- The connection box and end box are located at the centre line of the detection loop 30 cm on each side of the timing zone (see drawing)
- Loop wires are cut to the right length (no excess) and soldered to the wires from the connection box
- No metallic items, electrical devices or wires nearby the detection loop

<http://www.amb-It.com>

1/3

Optimal results are obtained when:


- The detection loop wires are parallel to the finish line and the distance between the loop wires is 60 cm
- The connection box and end box are located at the centre line of the detection loop 30 cm on each side of the timing zone (see drawing)
- Loop wires are cut to the right length (no excess) and soldered to the wires from the connection box
- No metallic items, electrical devices or wires nearby the detection loop

THINGS TO AVOID WHEN INSTALLING A DETECTION LOOP

Avoid excessive loop wires length: The loop wires should be cut according to the timing section




Avoid metallic items above/very close to the detection loop



Avoid metallic items close to the detection loop/ twisted loop wires



Avoid non-AMB connectors or detection loop wires: the loop wires should be soldered or connected using AMB connectors



-Avoid loop wires close to each other: recommended distance between loop wires 60 cm

