

ANNUAL REPORT

2017-2018



Table of Contents

Promoting a Stronger Community	2
Board Members, Staff & Life Members	3
Western Australian Clubs	4
Presidents Report	5
Membership Numbers	7
Event Report	10
Super Series Entries by Club	20
Event Figures	21
Officials	22
Officials Figures	23
Coaches	24
State Squads 2017-2018	27
Athlete Pathway	28
Teams	29
Special Award Winners	30
Audit Report	31
Financial Report	34

PROMOTING A STRONGER COMMUNITY

VISION

To grow, promote and develop the sport of BMX in Western Australia

PURPOSE

Increase participation of BMX in Western Australia through building clubs capacity to be sustainable, viable, responsive and accountable to members and local communities.

OUR VALUES

Community; Excellence; Respect; Commitment; Sportsmanship;
Inspiration; Competitiveness



World Championships 2018 – Baku Azerbaijan

BOARD MEMBERS, STAFF & LIFE MEMBERS

BOARD OF MANAGEMENT

Warren Edwardes
President

Penny Ainger
Director

Des MacCormack
Director (State Officiating)

John Regali
Director

Don Thomas
Director

STAFF

Tania Wehr
Chief Executive Officer

LIFE MEMBERS

Life Members

Mr Abe Schneider
Mr Charlie Fishwick
Mrs Barbara Schneider
Mrs Glynne Bartlett
Mr Daniel Sprague Snr
Mrs Sandy Dore
Mrs Faye Sprague
Ms Karen Wright
Mr Geoff Gibson
Ms Sue Martin
Mr Mike Gregory *
Mr Peter Welhan
Mr Arthur Sherburn
Mr Lex McCulloch
Mr Colin Domney *
Mr Kevin Taylor
Mr Reg Sargeant
Mr Stephen Dixon
Mr Jeff McAuliffe
Mrs Kaye Houghton
Mrs Lynne Western

* Deceased

WESTERN AUSTRALIA BMX CLUBS

Byford

Bunbury

Cockburn

Collie

Cowaramup

East Pilbara (Newman)

Eastern Goldfields

Hedland

Hills (Lesmurdie)

Karratha

Mandurah

Margaret River

Northam

Rockingham

Southern Districts (Medina)

Southside (Bullcreek)

Tom Price

Wanneroo

Westside (Balcatta)

Woorree Park



Photography – Andrew Petricevich – PerthBMX

PRESIDENTS REPORT

The 2017-2018 year was another busy year in BMX for Western Australia.

With the National Championships coming to WA for the first time since 2009, it gave WA riders the opportunity to race on their home soil, with Bunbury BMX Club showcasing their track and surrounds it was a fantastic event.

GOVERNANCE

All WA clubs & the State body have been going through the stages of updating their constitution due to changes in the ACT. With some of the existing versions dating back to pre-electronic days on the old manual typewriters. BMXWA have supported the clubs and provided a template for them to work with, minimising the need to start from scratch. All WA clubs are required to make the changes by June 2019.

DEVELOPMENT

We have recently had Luke Madill come to WA to present a Skills Development Clinic for WA coaches, with 13 participants from both Beginner level to Trainee Level 1's attending.

Congratulations also to Catherine Hopkins who has just been accredited to present coaching courses for us in WA.

BMXWA have supported 2 x Beginner courses with 17 new coaches being signed off and 1 Level 1 course with 5 new Trainee Level 1 Coaches starting to complete their hours now ready for accreditation.

We have also conducted an officials course during the year, with more planned for early 2019. Our focus for events is to build on all officials so we can maintain a wide spread of officials to assist with the running of events.

BMXWA use the OSM online system to create a separate Volunteer Officials list for every event we run. There are a couple of reasons behind this. One is so that the majority of each volunteer roles we need to fill from registration at the start of the day to transponder cut off at the end of the day and everyone in between can be locked in place prior to the event starting, but also it is part of qualifying for our riders towards the end of series awards presentations. Volunteer recognition is also important and we award one person each event with a voucher of thanks for assisting throughout the day. Each volunteer also goes into the draw to win their riders nominations fees paid for the following year.

EVENTS

With 10 rounds of the State Series nearly done for the year, and planning underway for 2019 it is looking like being another busy year ahead. We would like to take this chance to thank each Club that hosts a round of the Super Series as we all know how much work goes into maintaining the track and surrounds. Our Northwest Clubs have also had their own 4 round "Pilbara Crown" series this year with rider numbers increasing from the previous years.

State Championships for 2018 have been run and won with the event heading out to Eastern Goldfields BMX Club in Kalgoorlie, riders ranging from Mini Wheelers to the 50+ class. The team at

PRESIDENTS REPORT

EGBMX put in an enormous amount of time and effort at the club to make it a standout Championships for everyone.

The 2018 Super Series Awards Ceremony will be held in December with all BMX families and their riders invited to attend the yearly event. This also gives clubs an opportunity to thank a Volunteer from their club with BMXWA supporting a “Volunteer of the Year” award to each club person submitted.

We are looking forward to 2019 with a stage of the National Series coming to WA to be held at Westside BMX Club.

Finally a huge thank you to the board, volunteers, riders and parents/guardians for their continued support throughout the year.

ELECTRONIC MEDIA

Continuing on with the use of electronic media, BMXWA maintains Facebook as a key platform for member communication. To date we have 1828 ‘likes’ to the page which is another increase from the same time last year with 1500. We continue to see the most popular following is from ages between 35-44 years of age. With 24% being female and 17% male.

The introduction of the BMXA App for smartphones has allowed members direct access to a range of details, including a virtual licence card, membership profiles, online event nomination and coach and official information.

Race day videos of the State Championships and Super Series are being posted on You Tube to the PerthBMX Channel. Official photographs from BMXWA events for the 2018 season are available from perthbmx.com



bmX sports wa



bmXwasquad



bmX sports wa



perthbmx

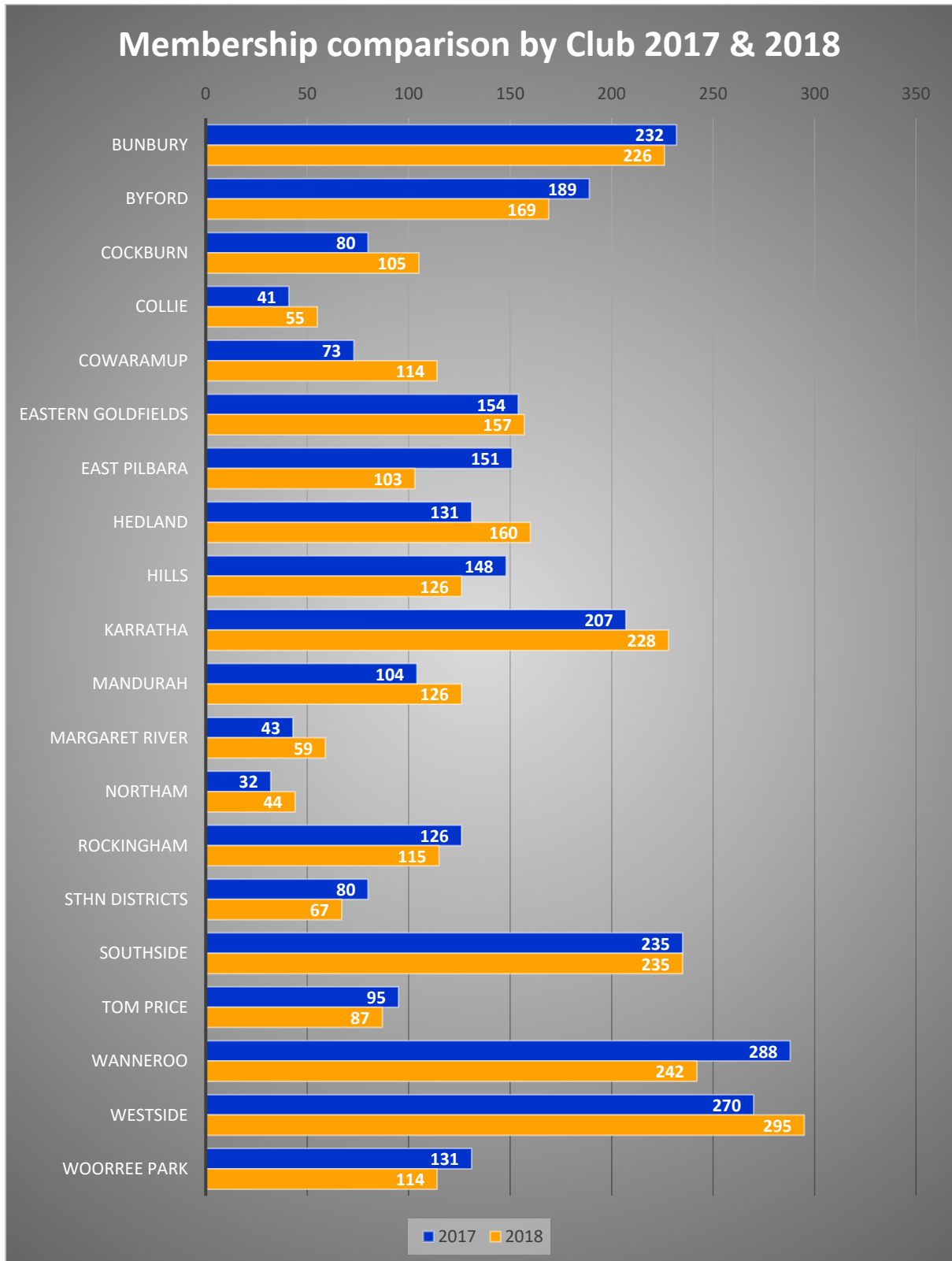


MEMBERSHIP NUMBERS

CLUB	2008	2009	2010	2011	2012	2013	2014	2015	2016	2017	2018
Bunbury	73	112	116	103	85	107	149	197	199	232	226
Byford	100	75	71	78	66	99	138	164	170	189	169
Cockburn	117	128	99	61	61	79	90	91	95	80	105
Collie	16	28	25	4	0	0	0	0	0	41	55
Cowaramup	64	72	90	86	68	88	80	63	64	73	114
Eastern Goldfields	109	142	124	92	83	176	185	147	153	154	157
East Pilbara	-	-	-	-	-	-	-	76	130	151	103
Hedland	37	27	53	53	49	59	121	171	176	131	160
Hills	112	121	167	105	128	228	226	194	188	148	126
Karratha	71	149	160	124	128	120	162	166	199	207	228
Mandurah	16	40	17	0	0	78	112	134	110	104	126
Margaret River	-	-	46	59	56	16	25	38	43	43	59
Northam	33	29	32	22	41	61	67	57	62	32	44
Rockingham	90	131	128	75	89	101	108	57	69	126	115
Sthn Districts	20	18	34	50	54	92	97	85	83	80	67
Southside	139	164	134	98	112	169	212	196	228	235	235
Tom Price	38	52	84	76	74	96	108	98	85	95	87
Wanneroo	211	229	185	100	102	165	241	281	329	288	242
Westside	94	110	101	93	138	238	271	330	253	270	295
Woorree Park	87	119	121	72	61	47	86	110	136	131	114
TOTAL	1300	1757	1794	1354	1398	2022	2479	2655	2772	2810	2827

(Membership numbers current as of 30 June 2018)

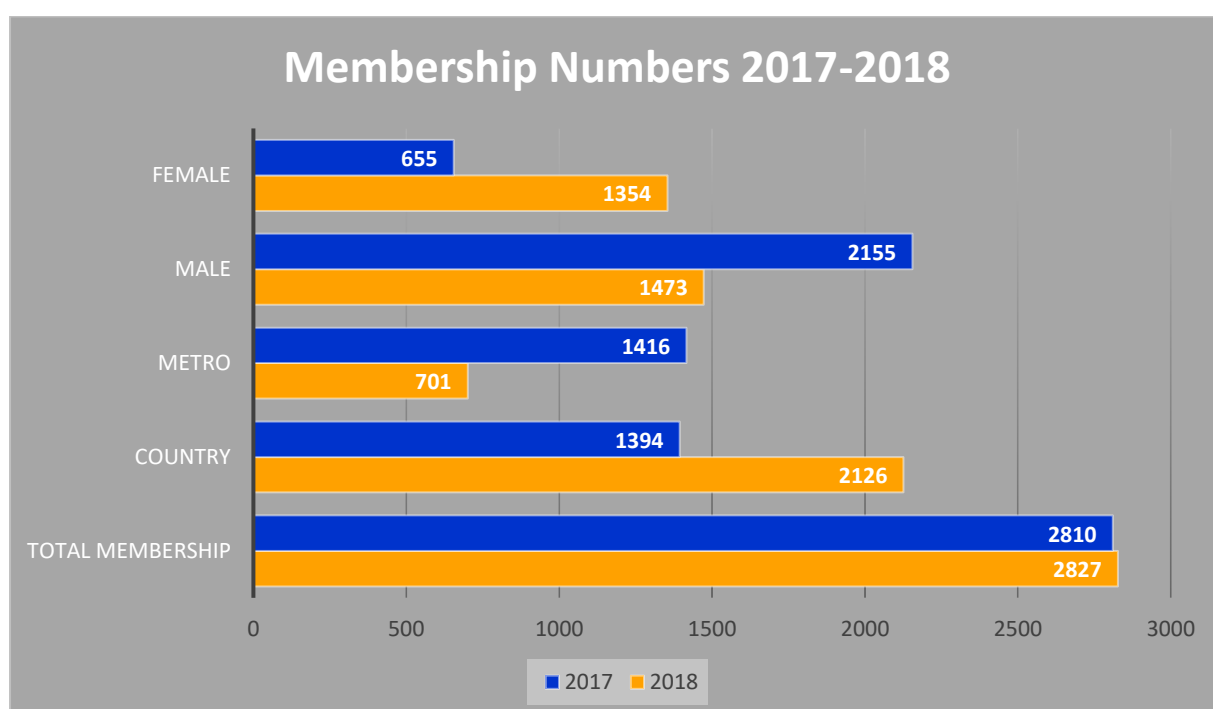
MEMBERSHIP NUMBERS



(Membership Numbers current as of 30 June 2018)

MEMBERSHIP NUMBERS

Membership Numbers by Age & Club								
CLUBS	MW MALE	MW FEM	SPKT MALE	SPKT FEM	8-16 MALE	8-16 FEM	17+ MALE	17+ FEM
BUNBURY	24	6	26	12	76	16	44	22
BYFORD	11	5	26	7	62	13	29	16
COCKBURN	3	0	13	4	45	2	22	16
COLLIE	1	0	10	1	21	0	10	12
COWARAMUP	9	4	32	6	44	10	3	6
EAST PILBARA	11	1	22	5	26	14	16	8
EAST GOLDFIELDS	40	4	40	8	26	8	21	10
HEDLAND	12	7	29	10	47	9	28	18
HILLS	4	3	11	2	37	7	43	19
KARRATHA	13	5	30	8	59	17	58	38
MANDURAH	14	7	24	8	33	11	15	14
MARG RIVER	22	7	8	2	9	3	1	7
NORTHAM	3	0	5	1	22	3	6	4
ROCKINGHAM	12	3	21	2	30	11	23	13
STHN DISTRICTS	2	0	9	1	24	7	15	9
SOUTHSIDE	18	4	37	6	71	15	60	24
TOM PRICE	7	1	14	5	23	13	14	10
WANNEROO	31	3	42	5	88	15	38	20
WESTSIDE	20	7	41	7	110	21	60	29
WOORREE PARK	12	1	18	3	42	8	19	11
TOTALS	269	68	458	103	895	203	525	306



EVENT REPORT

NATIONAL SERIES 2018

The BMX Australia National Series for 2018 took on a slightly different format with the inclusion of younger riders racing motos on the first day and then the second day would see the remainder of their motos and finals for the younger classes and then all racing for the Junior and Elite classes.

With 7 rounds across the country, 3 of which were UCI accredited rounds. This gave WA athletes the opportunity to travel interstate for some great national racing.

- Rd1 Penrith NSW 24 WA riders attended
- Rd2 Frankston VIC 20 WA riders attended
- Rd3 Satellite City NT 5 WA riders attended
- Rd4 Nerang QLD 15 WA riders attended
- Rd5 Cross Keys SA 10 WA riders attended
- Rd6 Tuggeranong ACT 1 WA rider attended
- Rd7 Launceston TAS 4 WA riders attended

Overall top 8 National Series rankings are as follows:

14 Boys	Jordan Callum	1 st place
14 Boys	Daniel Doran	6 th place
16 Boys	Dylan Rush	6 th place
16 Boys	Dylan Callum	7 th place
17-24 Men	Matthew Blake	2 nd place
14 Girls	LilyAnne Croft	1 st place
16 Girls	Jazz Bailey	3 rd place

Overall top 8 UCI National Series rankings are as follows:

Elite Men	Brad Game	1 st place
Elite Women	Rachel Gaskin	4 th place

With the 2019 Bad Boy BMX Australia National Series recently announced, we look forward to the 2nd round coming to Western Australia, hosted by Westside BMX Club in Balcatta.



EVENT REPORT

NATIONAL CHAMPIONSHIPS

The 2018 National Championships were held at our fantastic facility right here in Bunbury Western Australia.

With over 570 entries from WA. The weeklong event brought thousands of riders and spectators to the event.

The last time a National Championship was held in WA was 2009.

Final results from 2018 National Championship

5-7 Girls Sprockets

Ashlin Barton-Collins
Rylee Cook
Bonnie Cunningham
Kaley Ellis
Indi Harrison
Ellyse Harvey
Lillyanna Lagden
Chloe McIlfree
April Stegenga

5-6 Boys Sprockets

Jacob Bates
Jaxson Bettles
Owen Brache
Brock Brennan
Oliver Brown
Sebastian Cox
Te Ara Tii Glen
Benjamin Hall
Mason Herron
Jake Jose
Albie Livesley
Jayrell Miller
Nathan Musson
Oscar Nowlan
Noah Phillips
Jacob Reed
Jack Reid
Max Reid
Coby Robson
Cooper Rowe
Marcus Street
Taj Ward

7 Boys Sprockets

Ethan Attrill
Xavier Bell
Taj Black
Ashton Burton
Myles Davies
Jackson Fothergill



EVENT REPORT

NATIONAL CHAMPIONSHIPS

7 Boys Sprockets	Darcy Fraser Brody Garrigan Tama Glen Kallum Goodings Lucas Green Nate Higgins Angus Lewis Denver Longbottom Harry Morris Jake Mudford Darcy Osborne-Maxwell Balian Perman Harrison Regan Jacob Stegenga Quinn Van Heek Levi Young	
8 Girls	Sarah Brooker	6 th place
9 Girls	Neave Knight	5 th place
9 Girls	Chloe Norman	6 th place
9 Girls	Molly Betteridge	8 th place
10 Girls	Alyssa Howat	1 st place
10 Girls	Maddison Aldersea	2 nd place
11 Girls	Kindle Rapley	3 rd place
12 Girls	Ashlyn Keremelevich	7 th place
12 Girls	Trinity Jefferies	8 th place
13 Girls	Abbey Richards	4 th place
14 Girls	Tehlia Jokic	2 nd place
14 Girls	LilyAnne Croft	5 th place
14 Girls	Mikaela Neill	6 th place
14 Girls	Shayla Winwood	8 th place
15 Girls	Felicity Mann	4 th place
15 Girls	Kate Taylor	7 th place
16 Girls	Alicia Jokic	4 th place
16 Girls	Jazz Bailey	5 th place
16 Girls	Hailey Payne	7 th place
16 Girls	Shantelle Rea	8 th place
17-24 Women	Bianca Campbell	1 st place
17-24 Women	Jessica Lathwell	5 th place
17-24 Women	Katie Gray	7 th place
25-29 Women	Petra Brown	2 nd place
25-29 Women	Catherine Hopkins	3 rd place
25-29 Women	Liesha Sunderland	4 th place
25-29 Women	Holly De Rosa	6 th place
35-39 Women	Michelle Newport	2 nd place (40-44 Women)
35-39 Women	Catherine Sloan	4 th place

EVENT REPORT

NATIONAL CHAMPIONSHIPS

35-39 Women	Sarah Battilana	5 th place
35-39 Women	Faye Ratajczak	6 th place (40-44 Women)
45-49 Women	Fleur Fletcher	6 th place
8 Boys	Jack Malone	6 th place
9 Boys	Zane Ratajczak	2 nd place
9 Boys	Coby Van de Velde	4 th place
9 Boys	Lochlan Straker	8 th place
10 Boys	Dechlan McGhee	6 th place
10 Boys	Oliver Williams	8 th place
11 Boys	Matias Harris	2 nd place
11 Boys	Eli Pantalone	7 th place
12 Boys	Joshua Tickell	3 rd place
12 Boys	Steele Cherubino	4 th place
12 Boys	Kallan Brown	7 th place
12 Boys	Jay Lander	8 th place
13 Boys	Jacob Heal-Buczak	4 th place
13 Boys	Jett Smith	5 th place
13 Boys	Joshua Swiatek	6 th place
14 Boys	Jordan Callum	4 th place
14 Boys	Daniel Doran	7 th place
15 Boys	Blade Cherubino	2 nd place
15 Boys	Jayden Keogh	3 rd place
15 Boys	Kane Gray	4 th place
16 Boys	Corey Taylor	2 nd place
16 Boys	Dylan Callum	5 th place
16 Boys	Dylan Rush	6 th place
17-24 Men	Felipe Tabares	3 rd place
17-24 Men	Joshua Cooke	4 th place
17-24 Men	Tyler Verschuren	6 th place
17-24 Men	Dylan Marshall	7 th place
17-24 Men	Kobe Barnes	8 th place
25-29 Men	Cameron Ainger	3 rd place
25-29 Men	Christopher Lathwell	8 th place
35+ Masters	Craig Herrmann	4 th place (open wheel)
30-34 Men	Blake Schofield	1 st place
30-34 Men	Lance Martin	2 nd place
30-34 Men	Jeffrey Bell	5 th place
30-34 Men	Daniel Laird	7 th place
30-34 Men	Matthew Brown	8 th place
35-39 Men	Shane Wilmott	7 th place
40-44 Men	Jade McPherson	2 nd place
40-44 Men	Malcolm Yeardeley	5 th place
45-49 Men	Karl Mustchin	2 nd place
45-49 Men	Matthew Butterworth	4 th place
45-49 Men	Tony Keogh	6 th place
45-49 Men	Russell Coleman	7 th place
50+ Men	Brad Lane	4 th place

EVENT REPORT

NATIONAL CHAMPIONSHIPS

Junior Men	Joel Flower	2 nd place
Junior Men	Dylan Bennetts	3 rd place
Junior Men	Mitchell Pianto	6 th place
Elite Men	Brad Game	3 rd place

11-12 Girls Cruiser	Lilly Trott	8 th place
13-14 Girls Cruiser	Shayla Winwood	4 th place
13-14 Girls Cruiser	Sophie Taylor	5 th place
15-16 Girls Cruiser	Felicity Mann	2 nd place
15-16 Girls Cruiser	Kate Taylor	4 th place
15-16 girls Cruiser	Charlotte Garrigan	7 th place
15-16 Girls Cruiser	Shantelle Rea	8 th place
17-24 Women Cruiser	Justine Short	3 rd place
17-24 Women Cruiser	Bethany Stone	5 th place
30-34 Women Cruiser	Carol Bailey	5 th place
40-44 Women Cruiser	Faye Ratzjczak	7 th place
45-49 Women Cruiser	Lisa Hansen	3 rd place
45-49 Women Cruiser	Toni Gill	6 th place
8-10 Boys Cruiser	Zane Ratajczak	7 th place
13-14 Boys Cruiser	Jordan Callum	1 st place
13-14 Boys Cruiser	Austin Forrester	5 th place
13-14 Boys Cruiser	Jacob Goddard	8 th place
15-16 Boys Cruiser	Corey Taylor	1 st place
15-16 Boys Cruiser	Jackson Tatham	2 nd place
15-16 Boys Cruiser	Dylan Callum	3 rd place
17-24 Men Cruiser	Joshua Cooke	1 st place
17-24 Men Cruiser	Matthew Blake	2 nd place
17-24 Men Cruiser	Cody Walker	5 th place
17-24 Men Cruiser	Dylan Marshall	8 th place
25-29 Men Cruiser	Murray Nottage	2 nd place
25-29 Men Cruiser	Lewis Stechman	4 th place
30-34 Men Cruiser	Darryn Walker	4 th place
30-34 Men Cruiser	Daniel Steel	5 th place
30-34 Men Cruiser	James Simpson	7 th place
35-39 Men Cruiser	Craig Herrmann	6 th place
35-39 Men Cruiser	Michael Gallie	7 th place
35-39 Men Cruiser	Kurt Mudford	8 th place
40-44 Men Cruiser	Jade McPherson	1 st place
40-44 Men Cruiser	Malcolm Yeardley	2 nd place
45-49 Men Cruiser	Karl Mustchin	1 st place
45-49 Men Cruiser	Tony Keogh	3 rd place
45-49 Men Cruiser	David Rapley	5 th place
45-49 Men Cruiser	Leo Bone	7 th place
50+ Men Cruiser	Brad Lane	3 rd place
50+ Men Cruiser	Anthony Hancox	7 th place

EVENT REPORT

WORLD CHAMPIONSHIPS



With another great contingent of WA riders there were 40 entries for the UCI BMX World Championships 2018 held in Baku Azerbaijan in June.

The facility and track was fantastic.

Congratulations to Jordan Callum – 1st place in 14 boys class.

STATE SUPER SERIES

The State Super Series for 2018 took off in January, with Bunbury hosting round 1 with the aim to allow riders more track time on the track that was to be ridden for the Nationals Championships in March. The BMX Sports Western Australia Super Series is part of a 10 round series for 2018. With a big year planned for riders to travel around the State to gain valuable experience and racing against the best riders in WA. Each event saw no less than 400 entries.

Ezeventing – a standalone results website, continues to play a major role for athletes and parents to access moto draws, and results throughout the day via smartphones and tablets. A large number of WA Clubs are now also using Ezeventing for club racing.

The use of the Mylaps timing system and finish line cameras continues to ensure efficiency at events and allows riders access to valuable lap and gate start times.

The valuable help from all volunteers at events goes without saying, the events would not run without them. We would like to thank everyone that has assisted throughout the year.

Ongoing support for the volunteers at Super Series is to award the VIP Volunteer of the day at each event.



EVENT REPORT

STATE CHAMPIONSHIPS

The 2018 State Championships headed to Eastern Goldfields BMX Club in Kalgoorlie, with over 500 entries ready to race.

We would like to take a moment to thank all the volunteers and officials that assisted throughout the 3 day event

Day 1 of racing saw the formal preceding with the Opening Ceremony get underway with Hon Kyle McGinn, MLC, member for Mining and Pastoral completing the opening speech.

Formalities out of the way and it was down to business with racing for the Mini Wheelers, Sprockets and Cruiser riders.



State Championship Officials

The racing is spread across the day for all classes, racing consisting of 4 qualifying motos and finals.

With 15 different age groups in both male and female and ranging in age from 2 years of age up to 45+ years of age, the race was on.

All classes also put on a fantastic show, racing as hard in the finals as they ever had before to look forward to taking home the coveted number one trophy.

The race day was ended off with trophies being presented to all sprocket and cruiser classes and it was time for the winning smiles to come out for their photo sessions.

Day 2 started with the awards presentations and the riders parade. A sea of colours for each club, as they all marched in their club colours, waving banners and balloons. It was a close call, but Cockburn BMX Club proudly took home the award for the "Best Presented" club in the parade. Our next official award was for the "Best Represented" club, and no surprises this award went to Eastern Goldfields BMX Club. Congratulations Kalvegas. Next on the program was the 10/15 & 20 year.

EVENT REPORT

STATE CHAMPIONSHIPS

Day 2 started with the awards presentations and the riders parade. A sea of colours for each club, as they all marched in their club colours, waving banners and balloons. It was a close call, but Cockburn BMX Club proudly took home the award for the “Best Presented” club in the parade. Our next official award was for the “Best Represented” club, and no surprises this award went to Eastern Goldfields BMX Club. Congratulations Kalvegas. Next on the program was the 10/15 & 20 year.

Awards are presented on consecutive number of State Championships entered and raced. What an excellent achievement.

10 Year Awards

Macrae Akroyd
Steven Donnelly
Lisa Hansen
Lillyrose Harrison
Jayden Middleton-Gepp
Corey Taylor

15 Year Awards

Joshua Cooke
Rachelle Smith



20 Year Award

Cameron Ainger
Catherine Hopkins
Christopher Lathwell
Joshua Lathwell

BMXWA would like to thank Eastern BMX Club for the fantastic effort put in not only during the event, but also the lead up to the event. Very well done. Those that have hosted State Championships before would understand the enormous time and effort put into maintaining the track and facilities leading up to the event.

Onto presentations for the second day and we had another 200 plus trophies to be presented to the 8 year and above categories.



Trophy presentations 45+ Men class

EVENT REPORT



2018 Best Presented Club – State Championships



Elite Male Winner: Bradley Game



Elite Female Winner: Rachelle Smith



Junior Men Winner: Alec Edwardes

EVENT REPORT

NORTHWEST SUPER SERIES

2018 saw 4 rounds Northwest Super Series events at Karratha, Hedland, Tom Price and East Pilbara. Entries again continue to improve which is fantastic. This is an excellent way for riders in the Pilbara and surrounds to race at other clubs, which is not always possible, due to the great distances between them.



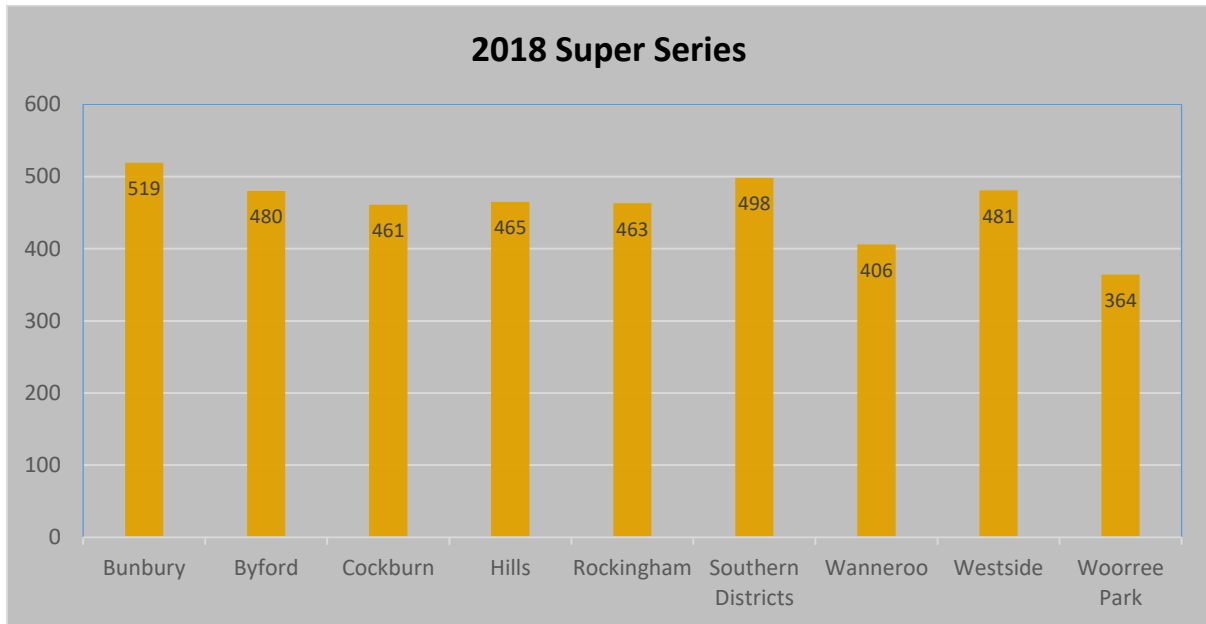
SUPER SERIES ENTRIES BY CLUB

CLUB	2007	2008	2009	2010	2011	2012	2013	2014	2015	2016	2017	2018
Bunbury		424	571	481	479			471		504	473	519
Byford		461	627	446	409			451	496	473	530	480
Cockburn		521		507	405	384	431	507	474	501	455	461
Collie	382											
Hills		537	582	432	407	410, 398	451	469	492	540	484	465
Eastern Goldfields	321		364	430	337	359	446	342	239	331		
Karratha						132						
Mandurah								437		474	466	
Northam							422	424				
Rockingham	457		525	489	401	347	433			446	493	463
Southern Districts	387		480	395	345	394	444	469	447	516	487	498
Southside	431	520	649		494		419		524	532		
Tom Price												
Wanneroo	400			476	461	342	455	486	539	523	478	406
Westside	395	443				380			493		499	481
Woorree Park		389			386	297		401	408		391	364
TOTAL	3126	3702	3798	3656	4124	3443	3501	4457	4112	4840	4756	4137

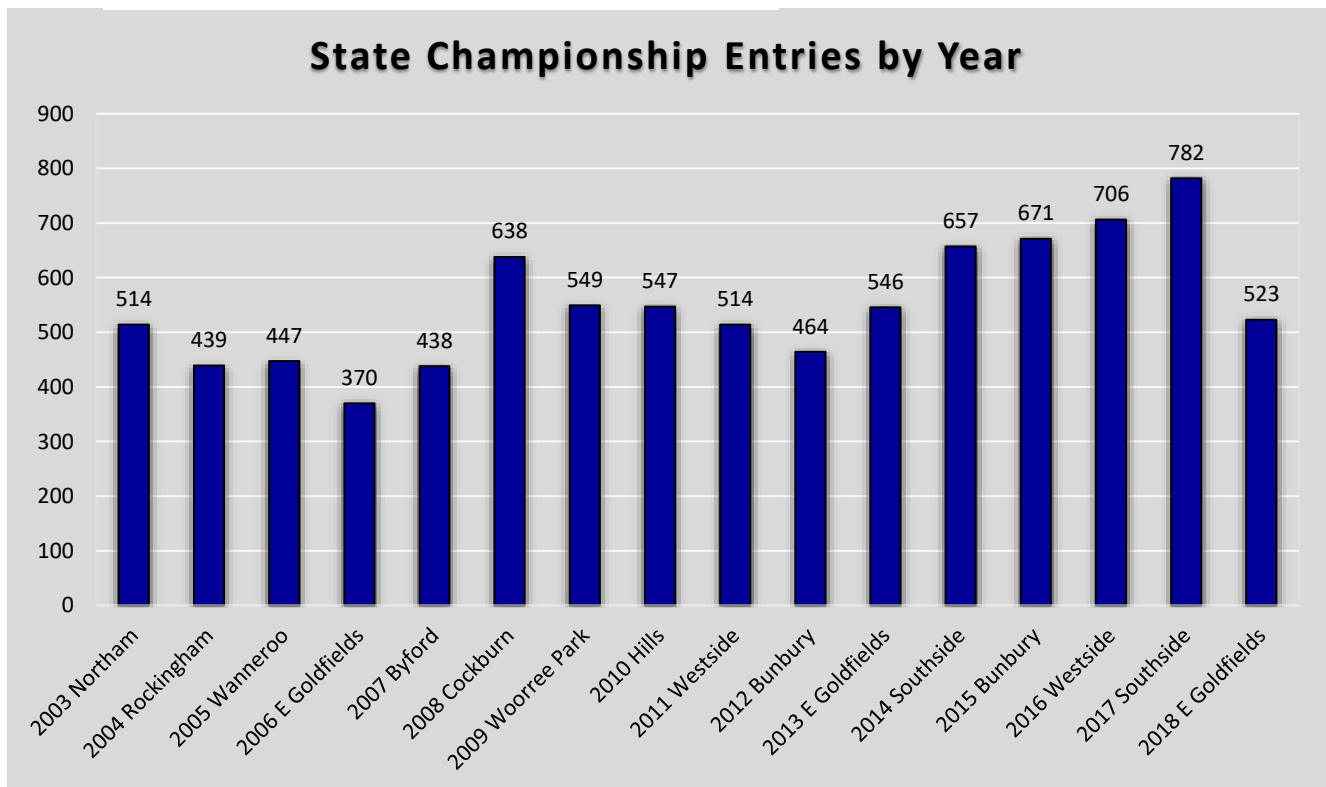
2018 Round 10 still to be run



EVENT FIGURES



2018 Round 10 still to be run



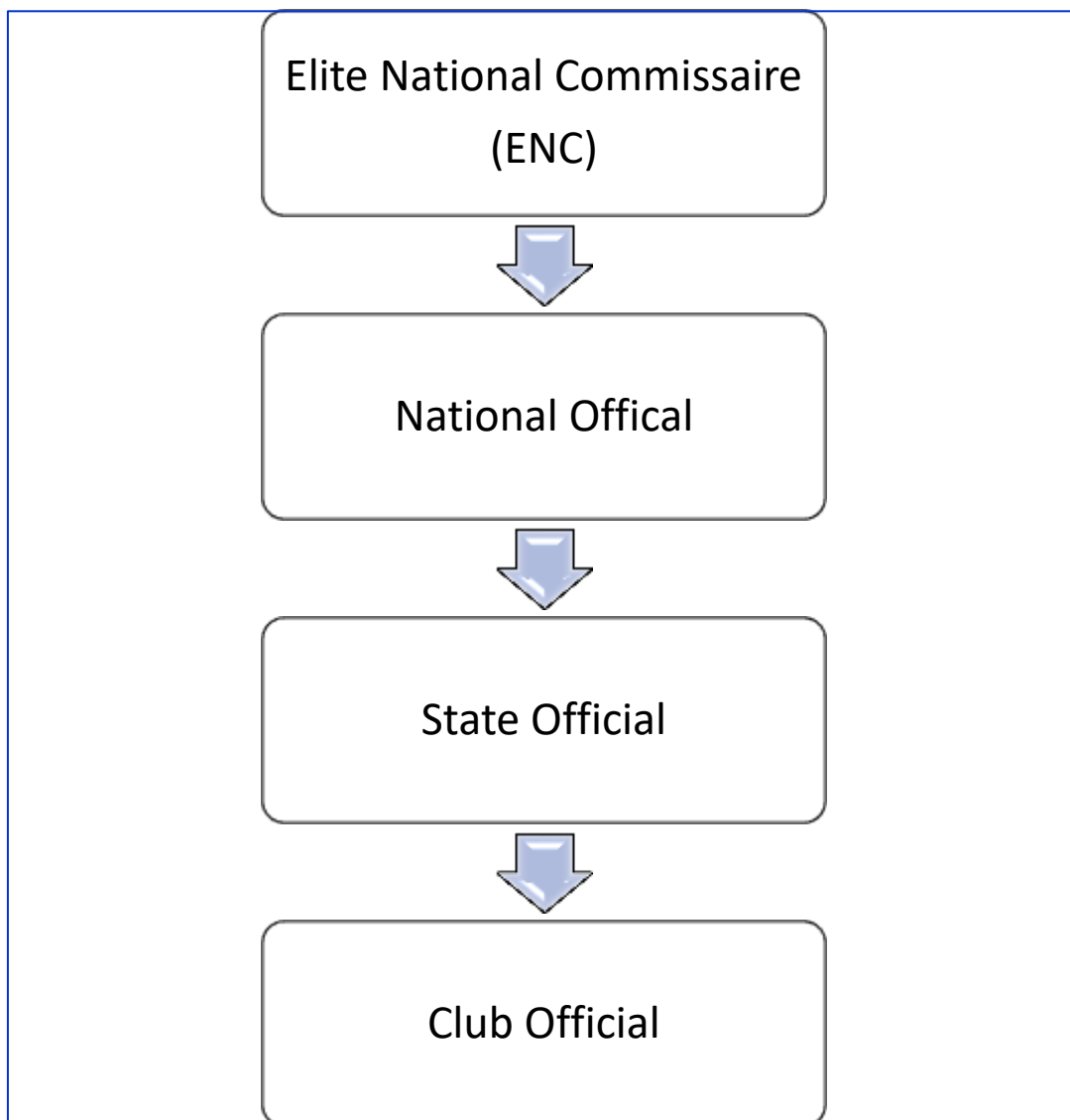
OFFICIALS

Officials and volunteers are the backbone of our Clubs and drive them to succeed and are at all levels from Club up to National level.

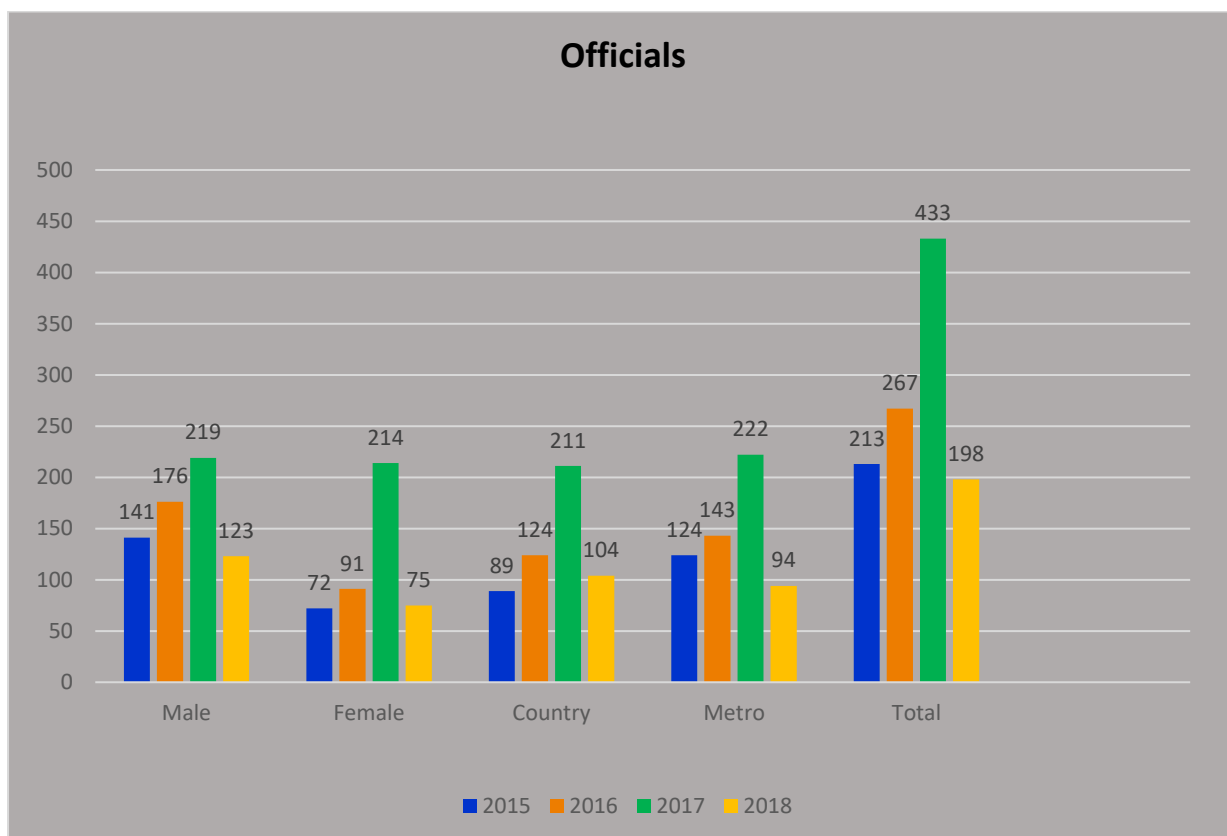
We would like to take this opportunity to thank all Volunteers that have worked tirelessly throughout the year, either at club level with track maintenance and changes, to canteen duty and regular club racing events and many other roles around the club or State Super Series throughout the year and also at this year's State Championships.

Congratulations and Thank you.

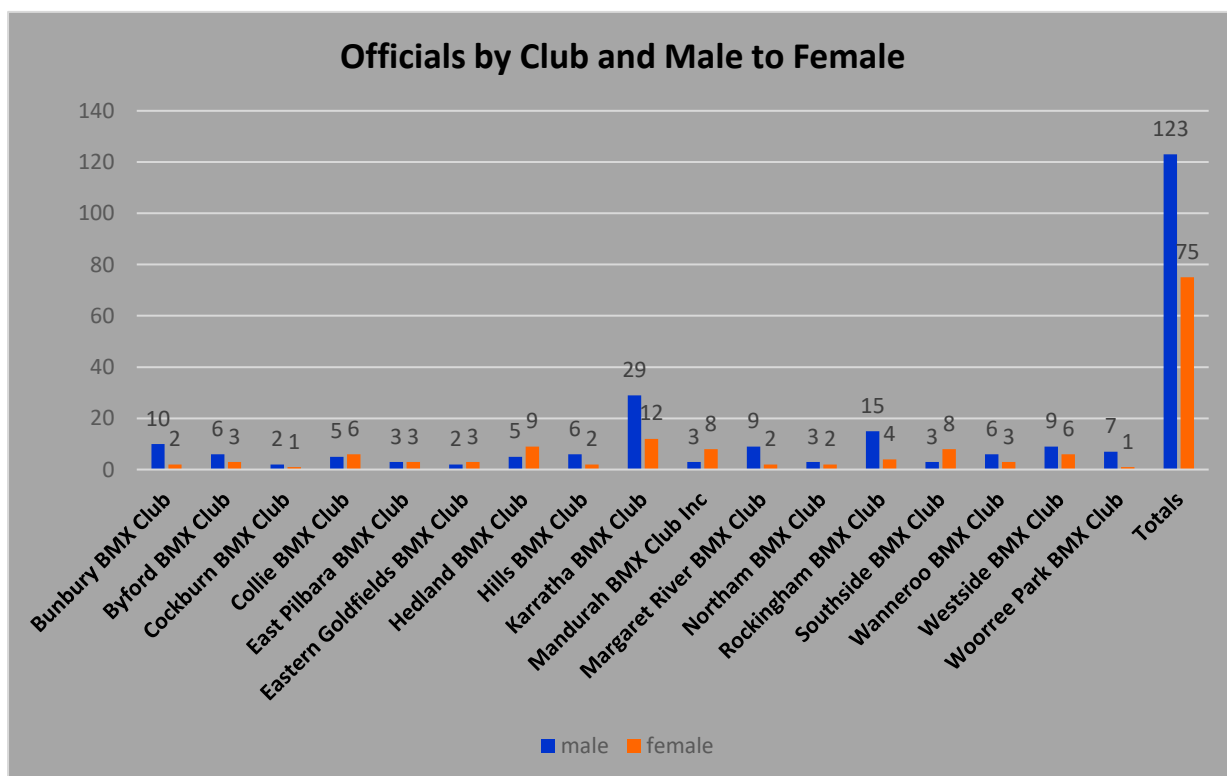
OFFICIALS PATHWAY



OFFICIALS FIGURES



(Valid officials current at 30 June 2017)



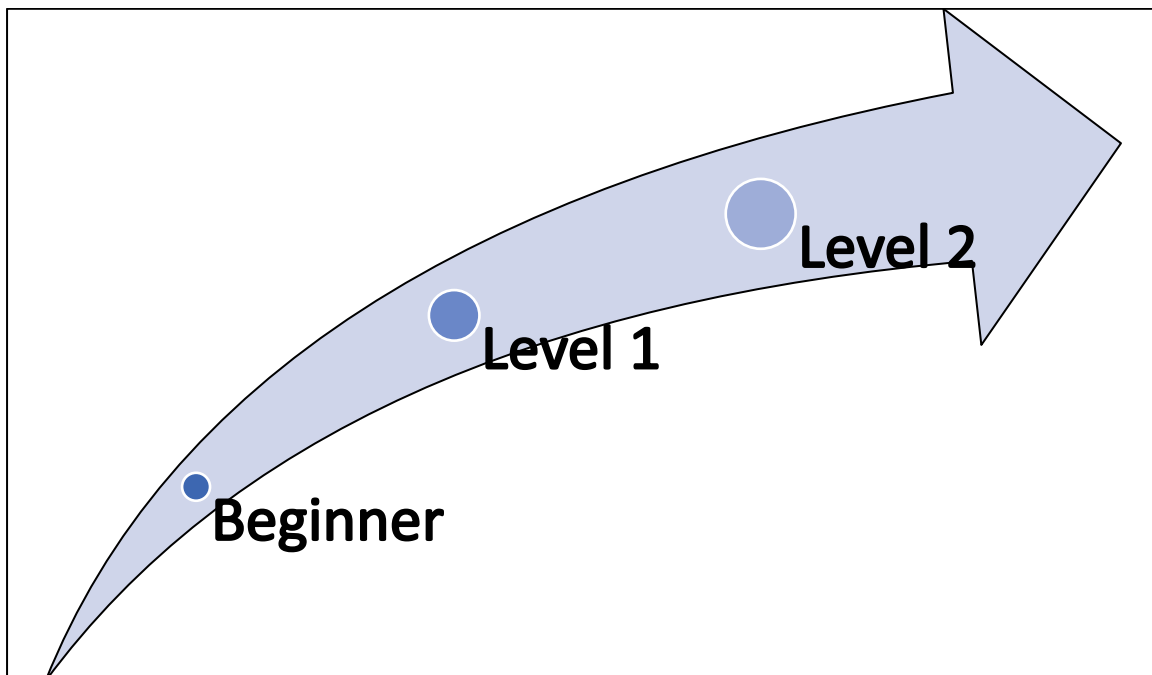
(Valid officials current at 30 June 2017)

COACHES

*Coaching is unlocking a person's potential to maximize their own performance.
Its helping them learn rather than teaching them. (Timothy Gallwey)*

Coaches at all levels play a vital role in preparing riders from junior grassroots level up to elite level. We have a dedicated group of coaches across all levels of accreditation in WA.

COACHES PATHWAY



Beginner coaches: The Beginner BMX Coaching Course is an entry-level course where the aim of the coach is to increase participation and encourage riders. The rider will be **Riding for FUN** while learning the fundamental skills of BMX riding.

Level 1 coach: The Level 1 BMX is a coaching course where the aim of the Coach is to prepare and introduce Riders to racing including building fitness, developing and refining skills.

Level 2 coach: The Level 2 BMX is a coaching course where the aim of the coach is to develop and support higher performing Riders who are competing at National Championships.

COACHES



BMX Coaching Accreditation Levels Skills Permitted to Teach

	BEG	Lvl 1	Lvl 2
MUST HOLD			
ASC Community Coach	✓	✓	✓
Current First Aid Certificate	✓	✓	✓
Up to Date CPR	✓	✓	✓
WWCC check or Exemption	✓	✓	✓
ASADA Level 1		✓	✓
ASADA Level 2			✓

CAN COACH			
Riding for FUN	✓	✓	✓
Gate start	✓	✓	✓
Manualing	✓	✓	✓
Pumping	✓	✓	✓
Cornering	✓	✓	✓
Track navigation	✓	✓	✓
Riding in groups	✓	✓	✓
Basic bike skills	✓	✓	✓
Balancing skills	✓	✓	✓
Braking	✓	✓	✓
Bunny Hops	✓	✓	✓
Riding to RACE		✓	✓
Racing Tactic		✓	✓
Jumping		✓	✓
Pro jumping		✓	✓
Sprinting On & Off track		✓	✓
Off bike fitness/cross training exercises		✓	✓
Session, season, annual training plans		✓	✓
Racing to WIN			✓
Performance testing			✓
Fundamentals of Psychology			✓
Injury management			✓
Periodised training			✓
Nutrition planning			✓
Resistance training			✓
8m Start Hill			✓

BMX Coaching Definitions

An accredited coach can work with all riders of any age and ability; but must coach within the scope of the skills they are accredited to deliver.

A Trainee Level 1 Coach can coach Level 1 skills once they have completed their 10hrs of assisting a Level 1 accredited coach. However, an accredited Level 1 Coach must be in the vicinity of their coaching session, be aware it is taking place and sign the Log Sheet as the supervising coach.

Riding for FUN - the role of the coach is to:

increase participation
encourage athletes to have fun while learning fundamental skills, developing and refining skills.

Typically the Rider will be at mini-wheeler, sprocket or just starting out/entry level BUT a BEG coach can work with Riders of any ability within the scope of their accredited skills.

Riding to RACE - the role of the coach is to:

prepare and introduce Riders to racing including building fitness, developing and refining skills

Typically the Rider will be at club level through to state/territory championship level.

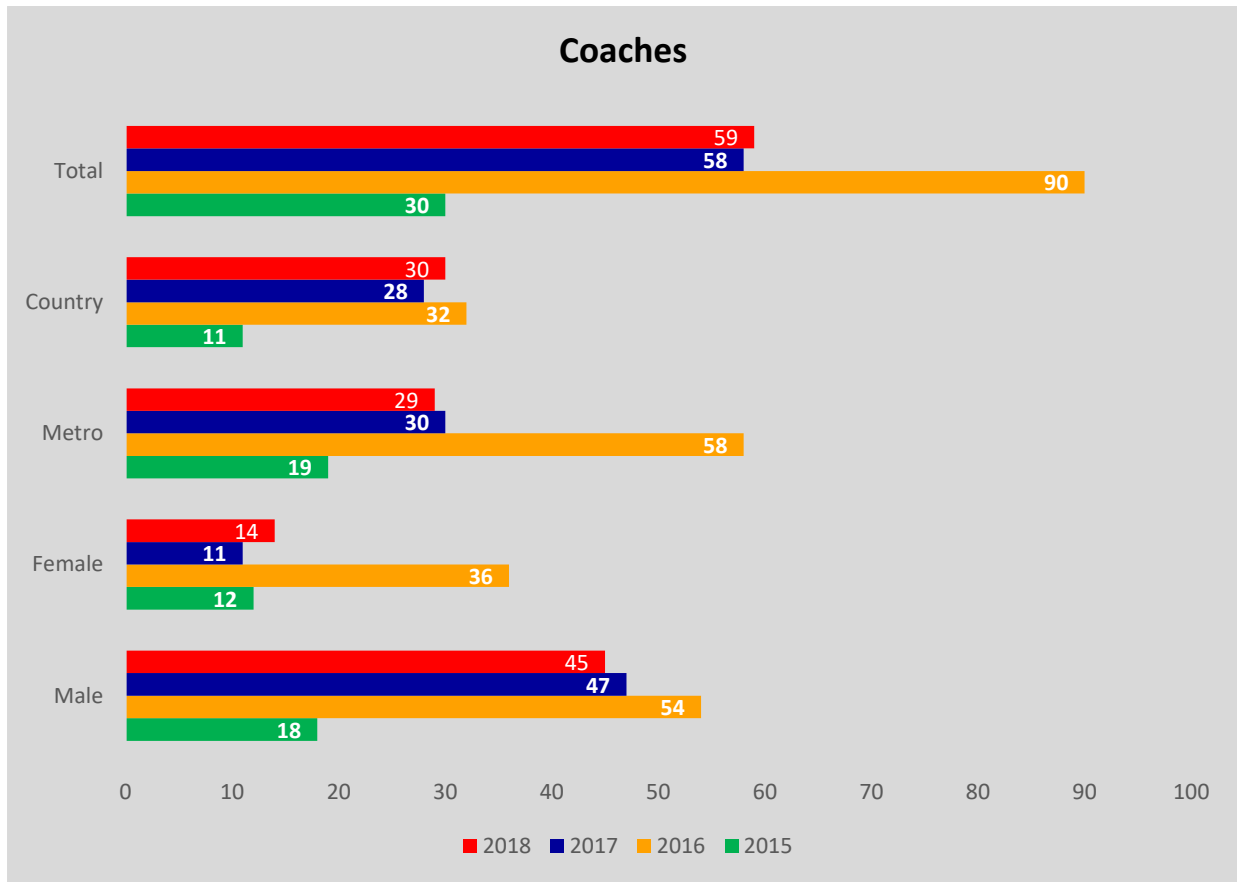
Racing to WIN - the role of the coach is to:

- develop and support higher performing Riders who are competing at BMX National Championships

A Level 2/Racing to Win Coach has the underpinning knowledge for coaching an emerging elite young Rider who seeks to represent Australia at Junior or Elite international events.

A Trainee Level 2 Coach may coach the same skills as a Level 2 Coach.

COACHES



(Valid coaches current at time of printing)



Beginner Coaching Course October 2018

STATE SQUADS 2017-2018

ATHLETE DEVELOPMENT SQUAD		2018 AGE
CROFT	LILYANNE	14G
JOKIC	TEHLIA	14G
CALLUM	JORDAN	14B
DORAN	DANIEL	14B
PHILLIPS	FLYNN	14B
MANN	FELICITY	15G
TAYLOR	KATE	15G
CHERUBINO	BLADE	15B
CROOK-SIMS	ISAIAH	15B
KEOGH	JAYDEN	15B
BAILEY	JAZZ	16G
JOKIC	ALICIA	16G
REA	SHANTELE	16G
CALLUM	DYLAN	16B
RUSH	DYLAN	16B
TATHAM	JACKSON	16B
TAYLOR	COREY	16B
HIGH PERFORMANCE		AGE
BENNETTS	DYLAN	JNR MEN
EDWARDES	ALEC	JNR MEN
FLOWER	JOEL	JNR MEN
PIANTO	MITCHELL	JNR MEN
GASKIN	RACHEL	ELITE WOMEN
SMITH	RACHELLE	ELITE WOMEN
GREEN	KYLE	ELITE MEN
GAME	BRADLEY	ELITE MEN



ATHLETE PATHWAY

Elite, Mastery

HP	International Podium & Podium Potential Athlete Representing Australia
Events	UCI Series, World Cup, World Championships, Olympics
Target	Podium/Podium potential at World Championships and Olympic Games.
Riders	Elite
Coach	HP - AIS



Talent T4, Emerging & Developing

National	International Development Athlete Representing Australia
Events	UCI Series, Oceania, World Cup, World Championships
Target	Podium/Podium Potential at National Series events. Introduction to International events. National Team – SIS/SAS
Rider	8 – 50+ / National Team 16 – Elite
Coach	State Coach – National Coach



Talent T1 – T3

State	National Development Athlete representing a State
Events	State series, National Series, National Championships
Target	Finalist or potential to reach finals at National Series events. State Team – Regional Academy
Rider	8 – 50+ / State Team 14 – Elite
Coach	State Coach – National Coach



Foundation F1 – F3

Club	State Development Athlete representing a Club.
Events	Club day, Open Events and State Series
Target	Introduction to BMX. Skill development. Committed to race.
Rider	Mini Wheeler – 50+
Coach	Club Coach

TEAMS

NATIONAL CHAMPIONSHIPS TEAMS

State Championship Team

Brad Game	Elite Men
Mitchell Pianto	Junior Men
Joel Flower	Junior Men
Rachelle Smith	Elite Women

BMXWA Championship Team – Placed 4th Overall

State Challenge Team

Jordan Callum	14 Boys
Blade Cherubino	15 Boys
Corey Taylor	16 Boys
Dylan Rush	16 Boys

BMXWA Challenge Team – Placed 1st Overall



SPECIAL AWARD WINNERS

2017 Super Series Special Award Winners	
Category	Winning Nominee
Best Female (Highest points)	Molly Betteridge (8 Girls) & Jayde Fabry-Roche (17+ Women) (equal points)
Best Male (Highest points)	Lochlan Straker (8 Boys)
Official of the Year	Don Thomas

2016 Club Volunteer Of The Year Award	
Club	Name
Bunbury	Keryn Williams
Byford	Mitch Lagden
Cockburn	Merillee Shaw
Eastern Goldfields	Dave McLerie
Mandurah	Paul Condo
Rockingham	Michelle Dunlop
Southern Districts	Debra Fabry
Southside	Ian Ainger
Westside	Greg Summerville
Woorree Park	Mike Gallie

AUDIT REPORT

SCM Accounting & Taxation Services

Public Accountant Registered Tax Agent

16 DARGIN WAY
ROCKINGHAM WA 6168

email:scm.accounting@hotmail.com



Telephone (08) 9592 3270
Fax (08) 9592 3720

ABN: 45 577 046 376

INDEPENDENT REPORT

Scope

The Financial Report and Committee's Responsibility

BMX Sports Western Australia

The Treasurer is responsible for the preparation and true and fair presentation of the financial records and has determined that the accounting policies used and described in Note I to the financial statements which form part of the financial report are consistent with the financial reporting requirements of the Associations Incorporation Act and are appropriate to meet the needs of the Members. This includes responsibility for the maintenance of adequate accounting records and internal controls that are designed to prevent and detect fraud and error, and for the accounting policies and accounting estimates inherent in the financial report.

We disclaim any assumption of responsibility for any reliance on this report or on the financial report to which it relates to any person other than the members, or for any purpose other than that for which it was prepared.

Review Approach

We conducted an independent review in order to express an opinion to the members of the Organizations. Our review was conducted in accordance with Australian Auditing Standards, in order to provide reasonable assurance as to whether the financial report is free of material misstatement. The nature of an review is influenced by factors such as the use of professional judgement, selective testing, the inherent limitations of internal control, and the availability of persuasive rather than conclusive evidence. Therefore a review cannot guarantee that all material misstatements have been detected. We performed procedures to assess whether in all material respects the financial report presents fairly, in accordance with the Associations Incorporations

AUDIT REPORT

Act, including compliance with Accounting Standards and other mandatory financial reporting requirements in Australia, a view which is consistent with our understanding of the association's financial position, and of its performance as represented by the results of its operations and cash flows.

We formed our opinion on the basis of these procedures, which included:

- examining, on a test basis, information to provide evidence supporting the amounts and disclosures in the financial report, and
- assessing the appropriateness of the accounting policies and disclosures used and the reasonableness of significant accounting estimates made by the committee.

While we considered the effectiveness of management's internal controls over financial reporting when determining the nature and extent of our procedures, our review was not designed to provide assurance on internal controls.

Qualification

In conducting our review, we followed applicable independence requirements of Australian professional ethical pronouncements

Review Opinion

In my opinion, the accounts of the BMX Sports Western Australiaas described in the financial report presents in accordance with the accounting policies described in Note 1 to the financial statements, give a true and fair view of the financial position of the organization and the results of its operations for the period ended 30 June 2018



Susan Sayers B.Bus (Acctg) FTIA CTA
SCM Accounting & Taxation Services

18 October 2018



Tax agent
44017034

AUDIT REPORT

SCM Accounting & Taxation Services
Public Accountant Registered Tax Agent

BMX Sports Western Australia

This financial report is a special purpose financial report prepared in order to satisfy the requirements of the organization to prepare a financial report. The Treasurer has determined that the organization is not a reporting entity. The financial report has been prepared in accordance with the requirements of the following applicable Australian Accounting Standards:

AAS 1 : Profit and Loss or Other Operating Statement

AAS 5 : Materiality

AAS 8 : Events Occurring after Reporting Date

No other Australian Accounting Standards, Urgent Issues Group Consensus Views or other authoritative pronouncements of the Australian Accounting Standards Board have been applied.

The financial report is also prepared on a cash basis and is based on historical costs and does not take into account changing money values or, except where specifically stated, current valuations of non-current assets.

The following material accounting policies, which are consistent with the previous period unless otherwise stated, have been adopted in the preparation of this financial report:



FINANCIAL REPORT

BMX SPORTS WESTERN AUSTRALIA INC

ABN: 38 819 688 320

FINANCIAL REPORT

For the year ended 30 June 2018

BMX SPORTS WESTERN AUSTRALIA
ABN: 38 819 688 320

DIRECTORS REPORT

The directors present their report together with the financial report of BMX Sports Western Australia Inc for the year ended 30 June 2018 and auditors report thereon.

BOARD MEMBER NAMES

The names of the Board members in office at any time during or since the end of the year are:

Warren Edwardes – President

Penny Ainger (appointed June 2017)

John Bennetts (up to 30.10.17)

Des MacCormack

John Regali

Don Thomas

The board members have been in office since the start of the year to the date of this report unless otherwise stated.

RESULTS

The Profit/Loss of the Association for the year after providing for income tax is \$1,732

REVIEW OF OPERATIONS

The Association continued to engage in its principal activity, the results of which are disclosed in the attached financial statements.

SIGNIFICANT CHANGES IN STATE OF AFFAIRS

There were no significant changes in the Associations state of affairs that occurred during the financial year, other than those referred to elsewhere in this report

DIRECTORS BENEFITS

No Remuneration is paid to any director as they are all voluntary positions.

PRINCIPAL ACTIVITIES

The principal activity of the Association during the year was the promotion and administration of the sport of BMX Racing in Western Australia.

No significant change in the nature of these activities occurred during the year.

Signed on behalf of the members of the Board:

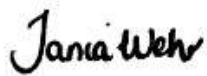
Board Member

Warren Edwardes

A handwritten signature in blue ink, appearing to read 'Warren Edwardes', with a stylized, cursive script.

Chief Executive Officer

Tania Wehr

A handwritten signature in black ink, appearing to read 'Tania Wehr', in a cursive script.

Dated this 5th day of October 2018

BMX SPORTS WESTERN AUSTRALIA
ABN: 38 819 688 320
STATEMENT OF INCOME & EXPENDITURE
FOR THE YEAR ENDED 30 JUNE 2018

	Note	2018	2017
Income	2	283,218	301,995
Less: expenses			
Employee benefits expense	3	(67,868)	(73,304)
Annual Leave Provision		(2,008)	
Club Support		(2,725)	
Instructor Coach/Official Fees		(7,686)	(10,313)
Event Hosting Fee			
Venue Hire		(22,886)	(24,596)
Participation		(103,960)	(97,628)
(Including Trophies, Prize money, Track Hire)			
Merchandise			
Marketing		(1,869)	(1,861)
Travel & Accommodation		(14,498)	(16,869)
Recoverable		(9,521)	(1,358)
Office Rental		(7,491)	(6,469)
Administrative expenses		(10,394)	(19,402)
Write off Damaged Item		(110)	
Audit		(1,200)	(1,200)
Insurance		(8,289)	(6,170)
Bank Charges		(471)	(522)
Professional Services			(616)
Depreciation Plant and Equipment		(20,510)	(23,270)
Total Expenses		(281,486)	(283,578)
Net Profit / (loss)		1,732	18,417

BMX SPORTS WESTERN AUSTRALIA
ABN: 38 819 688 320

STATEMENT OF FINANCIAL POSITION (BALANCE SHEET)
AS AT 30 JUNE 2018

	Note	2018	2017 \$
Current Assets			
Cash and cash equivalents	4	373,468	359,995
Receivables (GST paid)	5	<u>3,571</u>	<u>3,284</u>
Total current assets		<u>377,039</u>	<u>363,279</u>
Non-Current Assets			
Property, plant and equipment	6	<u>42,739</u>	<u>62,667</u>
Total Non-current assets		<u>42,739</u>	<u>62,667</u>
Total Assets		<u>419,778</u>	<u>425,946</u>
Current liabilities			
PAYG Payable	8	2,871	3,838
Superannuation Payable	8	1,407	4,470
Payables (GST collected)	8	7,862	9,254
Provisions (A/L)	7	5,318	3,309
Other liabilities	9		
Total current liabilities		<u>17,458</u>	<u>20,871</u>
Total Liabilities		<u>17,458</u>	<u>20,871</u>
Net assets		<u>402,320</u>	<u>405,075</u>

BMX SPORTS WESTERN AUSTRALIA INC
ABN: 38 819 688 320

NOTES TO FINANCIAL STATEMENTS
FOR THE YEAR ENDED 30 JUNE 2018

NOTE 1: STATEMENT OF SIGNIFICANT ACCOUNTING POLICIES

This financial report is a special purpose financial report prepared in order to satisfy the financial report preparation requirements of the *Associations Incorporations Act 2015 (WA)*. The board has determined that the Association is not a reporting entity.

The financial report has been prepared on an accruals basis and is based on historic costs, which do not take into account changing money values or, except when specifically stated, current valuations of non-current assets.

The financial report was approved by the board as at the date of the board report.

The following specific accounting policies, which are consistent with the previous period unless otherwise stated, have been adopted in the preparation of this report.

(a) Revenue

Revenue from sale of goods is recognised when the significant risks and rewards of ownership of the goods have passed to the buyer and the costs incurred or to be incurred in respect of the transactions can be measured reliably. Risks and rewards of ownership are considered passed to the buyer at the time of delivery of the goods to the customer.

Revenue from the rendering of services is recognised upon the delivery of the service to the customers.

All revenue is stated net of the amount of goods and services tax (GST)

(b) Government Grants

Government grants are recognised at fair value when there is reasonable certainty that the grant will be received and all grant conditions met. Grants relating to expense items are recognised as income over the periods necessary to match the grant to the costs they are compensating.

(c) Cash and cash equivalents

Cash and cash equivalents include cash on hand and at banks, cash management and term deposits with an original maturity date of five months or less held at call with financial institutions.

BMX SPORTS WESTERN AUSTRALIA INC
ABN: 38 819 688 320

NOTES TO THE FINANCIAL STATEMENTS
FOR THE YEAR ENDED 30 JUNE 2018

NOTE 1: STATEMENT OF SIGNIFICANT ACCOUNTING POLICIES (CONTINUED)

(d) Property, Plant and Equipment

Each class of plant and equipment is carried at cost or fair value less, where applicable, any accumulated depreciations and any accumulated impairment losses.

Plant and Equipment

Plant and Equipment is measured on the cost basis.

The carrying amount of plant and equipment is reviewed annually by the board to ensure it is not in excess of the recoverable amount from these assets. The recoverable amount is assessed on the basis of the expected not cash flows which will be received from the assets employment and subsequent disposal. The expected net cash flows have been discounted to present values determining recoverable amounts.

Depreciation

The depreciable amount of all fixed assets are depreciated over their estimated useful lives commencing from the time the asset is held ready for use.

(e) Impairment

Assets with an indefinite useful life are not amortised but are tested annually for impairments in accordance with AASB 136. Assets subject to annual depreciation or amortisation are reviewed for impairment whenever events or circumstances arise that indicates that the carrying amount of the asset may be impaired.

An impairment loss is recognised where the carrying amount of the asset exceeds its recoverable amount. The recoverable amount of an asset is defined as the higher of its fair value less costs to sell and value in use.

(f) Leases

The only leases currently operated through BMX Sports Western Australia are leases for the purpose of the use of office space.

BMX SPORTS WESTERN AUSTRALIA INC
ABN: 38 819 688 320

NOTES TO THE FINANCIAL STATEMENTS
FOR THE YEAR ENDED 30 JUNE 2018

NOTE 1: STATEMENT OF SIGNIFICANT ACCOUNTING POLICIES (CONTINUED)

(g) Employee entitlements

Provision is made for the Association's liability for employee entitlements arising from services rendered by employees to the reporting date. Employee entitlements for wages and salaries, annual leave, and long service leave have been measured as follows:

(h) Annual Leave

This benefit is recognised at the reporting date in respect to employees' services up to that date and is measured at the current remuneration rate, applicable to each employee.

(ii) Long Service Leave

Leave benefits are calculated at current remuneration rates and based on the accrued liability to the reporting date. A liability for long service leave has been recognised from the commencement date of each employee based on the need to recognise the contribution to this future expense, from funding received. An actuarial assessment of long service leave has not been undertaken. It is considered that this treatment of the liability for long service leave provides a conservative provision where future funding levels are uncertain.

(iii) Superannuation

BMX Sports Western Australia contributes to superannuation funds of the employee's choice in compliance with the Commonwealth Government's Superannuation Guarantee (Administration) Act 1982. All these funds comply with the legislation applying to administration of superannuation and retirement benefit arrangements, specifically with regard to the preservation of employer contributions and the portability of funds to alternative providers.

(i) Goods and Services Tax (GST)

Revenues, expenses and assets are recognised net of the amount of GST, except where the amount of GST incurred is not recoverable from the Tax Office. In these circumstances the GST is recognised as part of the cost of acquisition of the asset or as part of an item of the expense. Receivables and payables in the statement of financial position are shown inclusive of GST.

Cash flows are presented in the statement of cash flows on a gross basis, except for the GST component of investing and financing activities, which are disclosed as operating cash flows.

(j) Comparatives

Comparative figures have been enclosed in this financial report.

(k) Rounding of amounts

Amounts in the financial statements have been rounded to the nearest dollar.

BMX SPORTS WESTERN AUSTRALIA INC
ABN: 38 819 688 320

NOTES TO THE FINANCIAL STATEMENTS
FOR THE YEAR ENDED 30 JUNE 2018

	2018	2017
	\$	\$
NOTE 2: INCOME		
Operating Income		
Grants and other contributions	38,208	45,784
Membership Fees and licences	65,794	67,331
Events & Activities	<u>175,197</u>	<u>179,813</u>
	<u>279,199</u>	<u>292,928</u>
Other Income	442	4,913
Interest Income	<u>3,577</u>	<u>4,154</u>
	<u>4,019</u>	<u>9,067</u>
Total Income	<u>283,218</u>	<u>301,995</u>

Note: 3 EXPENSES FROM CONTINUING OPERATIONS

Employee Benefit expenses

Wages and Salaries	57,841	62,765
Leave Entitlements	3,204	3,204
Other payroll expenses (Superannuation)	<u>6,823</u>	<u>7,335</u>
	<u>67,868</u>	<u>73,304</u>
Annual Leave Provision	<u>2,008</u>	
	<u>2,008</u>	

Club Support

Training, Conferences, Seminars	<u>2,725</u>	=
	<u>2,725</u>	

Non Employee Labour

Instructor Coach/Official	<u>7,686</u>	<u>10,313</u>
	<u>7,686</u>	<u>10,313</u>

Event Host Fee	=	
----------------	---	--

Operations Expenditure

Venue Hire	<u>22,886</u>	<u>24,596</u>
	<u>22,886</u>	<u>24,596</u>

BMX SPORTS WESTERN AUSTRALIA INC
ABN: 38 819 688 320

NOTES TO THE FINANCIAL STATEMENTS
FOR THE YEAR ENDED 30 JUNE 2018

Note: 3 EXPENSES FROM CONTINUING OPERATIONS continued

	2018	2017
	\$	\$
Participation		
Grants paid	-	-
Equipment Hire	-	1,758
Misc Operations Expense	-	559
National Affiliation	628	
Minor Equip Purchase	3,695	3,360
Trophies & Awards	37,424	35,671
Uniforms & Clothing	10,382	12,804
Equipment Purchase		
Team Fees	300	1,357
Event Consumerables	18,128	5,973
Medical/First Aid	4,087	3,904
Club Track Fee	13,182	14,318
Number Plates/numbers		
Event management		
Prize money	14,526	17,556
Other expenses	<u>1,608</u>	<u>368</u>
	<u>103,960</u>	<u>97,628</u>
Merchandise	-	-
Marketing		
Volunteer Rec	<u>1,869</u>	<u>1,861</u>
	<u>1,869</u>	<u>1,861</u>
Travel & Accommodation	<u>14,498</u>	<u>16,869</u>
	<u>14,498</u>	<u>16,869</u>
Recoverable	<u>9,521</u>	<u>1,358</u>
	<u>9,521</u>	<u>1,358</u>
Administration Expenditure		
Office Rental	7,491	6,469
Other administrative expenses	10,504	19,402
Audit	1,200	1,200
Insurance	8,289	6,170
Bank charges	471	522
Professional Services	-	616
Depreciation Plant and Equipment	20,510	23,270
	<u>48,465</u>	<u>57,649</u>

BMX SPORTS WESTERN AUSTRALIA INC
ABN: 38 819 688 320

NOTES TO THE FINANCIAL STATEMENTS
FOR THE YEAR ENDED 30 JUNE 2018

	2018	2017
	\$	\$

NOTE 4: CASH AND CASH EQUIVALENTS

Cash on Hand		-
Cash at Bank	<u>373,468</u>	<u>359,995</u>
	<u>373,468</u>	<u>359,995</u>

NOTE 5: RECEIVABLES

Trade Debtors		
GST Paid	<u>3,571</u>	<u>3,284</u>
	<u>3,571</u>	<u>3,284</u>

NOTE 6: PROPERTY, PLANT AND EQUIPMENT

Plant and equipment at cost	160,349	160,299
Accumulated depreciation	<u>(117,610)</u>	<u>(97,632)</u>
Total property, plant and equipment	<u>42,739</u>	<u>62,667</u>

NOTE 7: PROVISIONS

Employee benefits	<u>5,318</u>	<u>3,309</u>
	<u>5,318</u>	<u>3,309</u>

NOTE 8: PAYABLES

GST Collected	7,862	9,254
PAYG Payable (paid July 2017)	2,871	3,838
Superannuation Payable (paid August 2017)	<u>1408</u>	<u>4,470</u>
	<u>12,141</u>	<u>17,562</u>

NOTE 9: OTHER LIABILITIES

Nomination Fee (Non BMXWA Events)

NOTE 10: ASSOCIATION DETAILS

The registered office and principal place of business of the Association is: 105 Cambridge Street, West Leederville WA 6007

BMX SPORTS WESTERN AUSTRALIA INC

ABN: 38 819 688 320

STATEMENT BY THE MEMBERS OF THE BOARD

The Board has determined that the Association is not a reporting entity and that this special purpose financial report should be prepared in accordance with the accounting policies outlined in Note 1 to the financial statements.

In the opinion of the board the financial report as set out on pages 1 to 12

1. Presents fairly the financial position of BMX Sports Western Australia Inc. as at 30 June 2018 and performance for the year ended on that date.
2. At the date of this statement, there are reasonable grounds to believe that BMX Sports Western Australia Inc. will be able to pay its debts as and when they become due and payable.

This decision is made in accordance with a resolution of the Board and is signed for and on behalf of the Board by:

Board Member

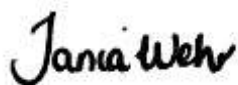
Warren Edwardes



Chief Executive Officer

,

Tania Wehr



Dated this 5th day of October 2018



www.bmxsportswa.com.au



Department of
Local Government, Sport
and Cultural Industries

